GLOBAL X
by Mirae Asset

Covered Call Strategies, Explained

1. What are Call Options?
2. What is a Covered Call Strategy?
3. Why include a Covered Call Strategy in your porfolio?
4. What distinguishes different Covered Call approaches?
5. What factors impact Covered Call performance?
6. Global X's **Enhanced Income Covered Call Strategies**

1 What are Call Options?

Call options contracts are financial derivatives that give a buyer the right, but not the obligation, to purchase a security at a pre-determined price, called the **strike price**.

Conversely, the seller of an option **must sell the security at that strike price** if the buyer chooses to exercise the option.

Options do not create value, but merely transfer value from one party to another. They can be used for a variety of different strategies such as making leveraged bets on securities, managing risk, and generating income.

The price of the option paid by the buyer, otherwise known as the **premium**, is influenced by the strike price, level of volatility, the option's time to expiration and the price of the underlying security.

2 What is a Covered Call Strategy?

A covered call is a popular **risk management and income-generating strategy**, that seeks to **generate income for investors by selling options**.

A Covered Call consists of **an Investor** both*:

Owning a Stock and Selling a Call Option on that Stock

a

Anna's Expectation

Anna thinks that the stock XYZ (Current Market Price of $100) is going to rise above $105 and hence decides to purchase a call option on stock XYZ.

John's Expectation

John owns stock XYZ (Current Market Price of $100) and thinks that the price of the stock is unlikely to rise above $105 over the next 30 days.

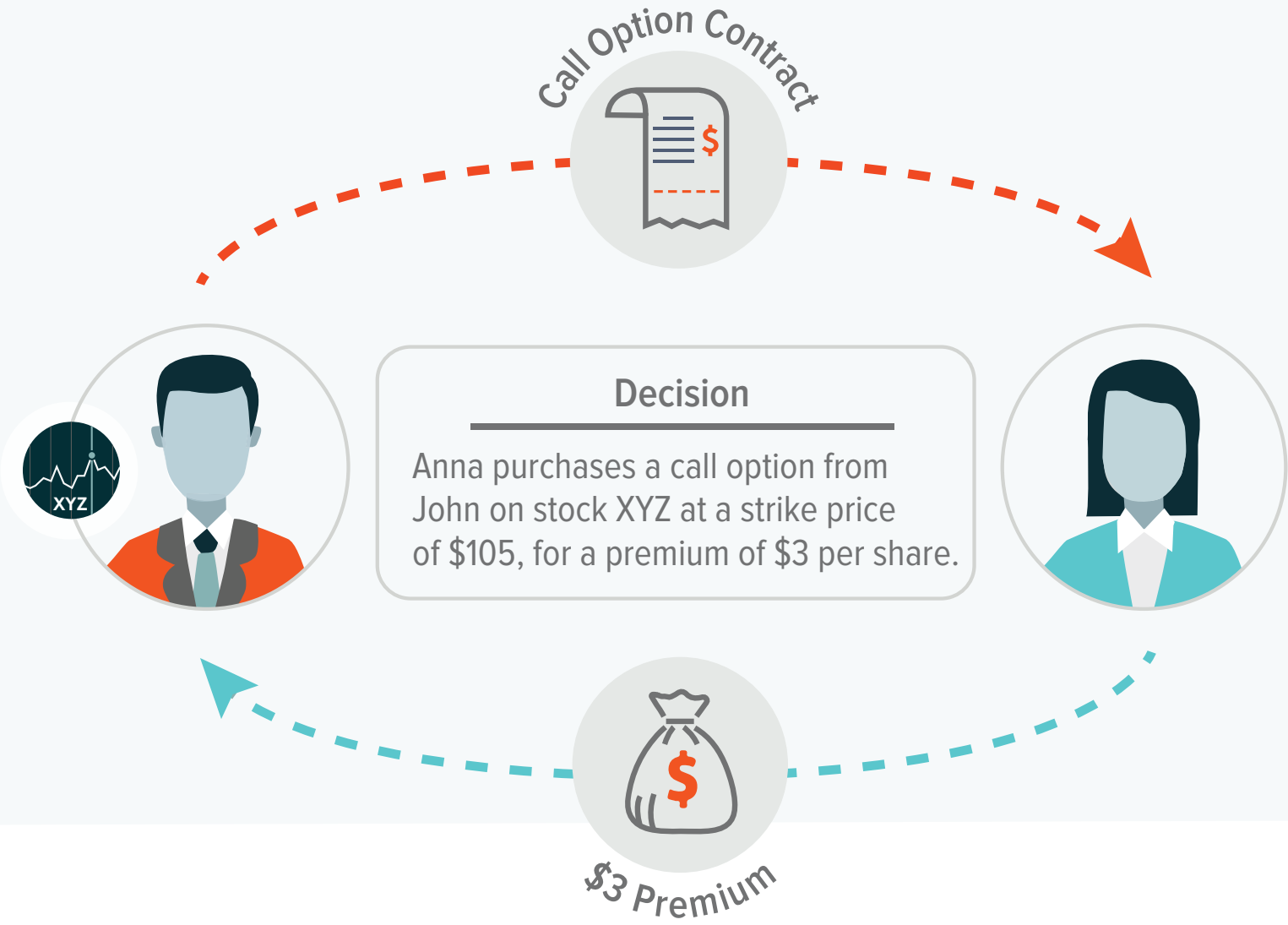

b

Upon Contract Expiration

Potential Outcomes	John takes on **price risk** should the option's value move against him, but earns a **steady income stream** in any outcome.	Anna has **unlimited upside potential** should stock XYZ rise beyond the option's strike price.
Stock XYZ price **rises above $105**	John has an obligation to sell the stock for $105 to Anna, which is less than the market price, but will earn a $3 premium from the contract.	Anna has the option (but not an obligation) to purchase the stock XYZ at $105 from John even though the stock is above $105, earning all the differences above $105.
Stock XYZ price **is exactly $105**	John earns a $3 premium regardless of Anna's decision to purchase stock XYZ from him.	Anna is indifferent between purchasing stock XYZ from John, and simply foregoing the option.
Stock XYZ price **falls below $105**	John keeps both stock XYZ and the $3 premium from the contract.	Anna has no reason to buy the stock for $105 which is more than the market price.

The term '**covered call**' comes from the fact that the seller of the option also owns the underlying stock **i.e. the call option position is covered by the existing stock ownership.**

A **covered call** is considered a conservative strategy because it **helps mitigate the risk of stock ownership while providing additional income;** however, it limits upside potential on significant price increases.

Covered Call Strategy Payoff

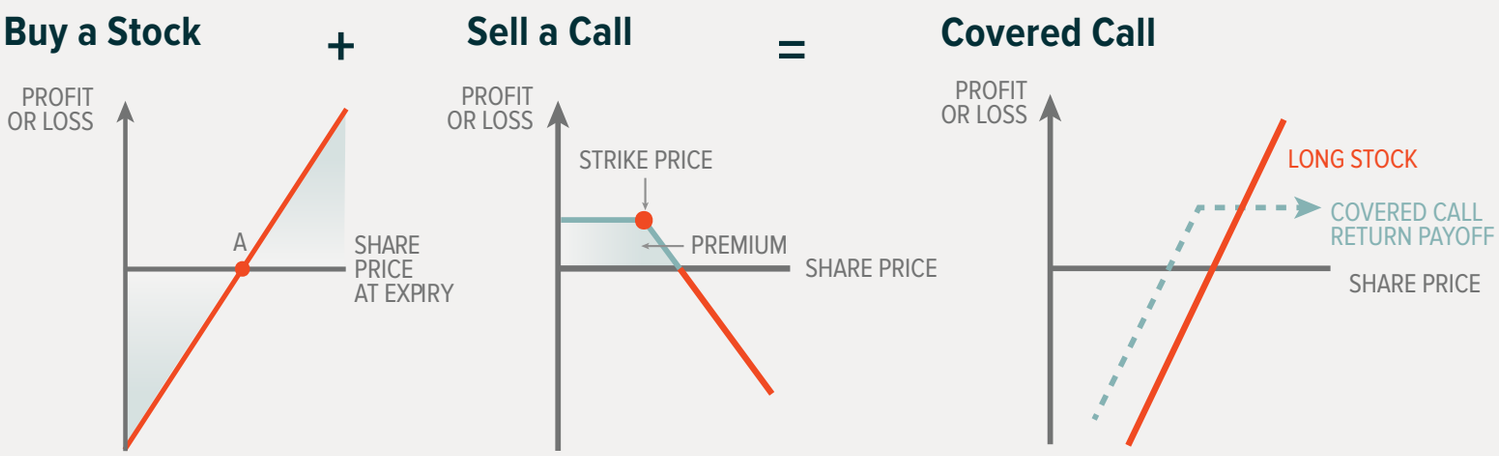

3 Why Include a Covered Call Strategy in your Portfolio?

Covered call strategies can be **used strategically in income focused portfolios**, or tactically **for investors who believe that the underlying**

stock or index will not rise significantly from current levels.

Income

Covered call strategies provide **income-driven investors** with a means by which to **increase the yield on their existing portfolios while diversifying away some of the market risk** that is typically inherent in traditional income-generating securities. They offer an **opportunity to benefit from rising levels of volatility** that might otherwise have a negative impact on bonds or dividend paying stocks.

Tactical

More tactical portfolios may find use cases for covered call strategies as well. Below, we show at a broad level how investors in covered call strategies could expect to fare in **different market environments.**

Bull Market: An investor may underperform the market as they keep the option premium but forfeit some or all of the upside as the price increases.

Flat Market: The investor may outperform as the markets go sideways, but the investor keeps the premium from selling the call option.



Bear Market: The investor may outperform the market as they keep the premium received from selling the call option, which offsets some of the stock's decline.

4 What Distinguishes Different Covered Call Approaches?

1. Active Covered Call ETFs

This approach aims to **maximize income and potentially outperform the market**, while requiring more time, effort, and market monitoring. It also allows for adjusting to market conditions and individual security movements.

2. Passive Covered Call ETFs

This approach typically involves **less frequent trading and focuses on steady income generation with less emphasis on market timing**. Often uses a more systematic approach, such as writing calls at regular intervals or at a certain moneyness.

5 What Factors Impact Covered Call Performance?

There are numerous ways to implement a covered call strategy, but three of the most important factors to consider include:

Option Coverage Percentage

The coverage percentage determines whether the call option is written on the value of the entire portfolio or a smaller portion.

Underlying Investment(s)

The underlying securities owned by the strategy.

Moneyness of the Options

Similar to coverage percentage, moneyness of the call option determines the tradeoff between upside potential and premium income.

Underlying Investment(s)*

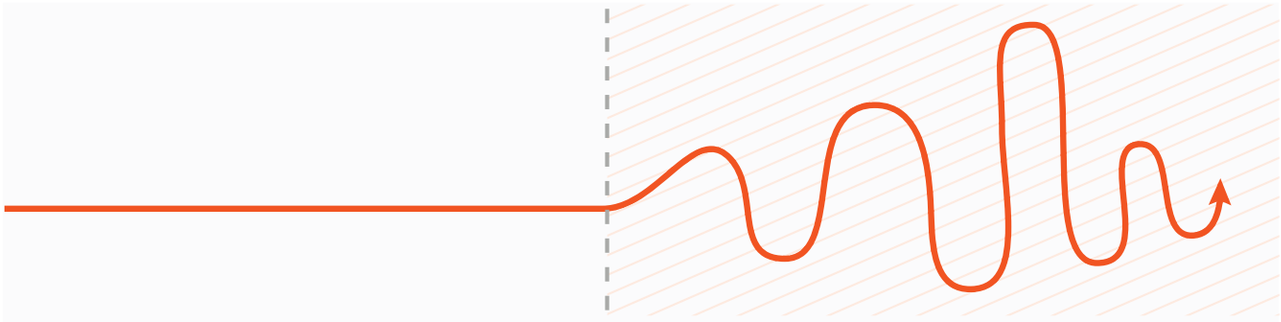

⇩ Lower Volatility
⇩ Lower Premiums

CANADIAN BROAD MARKET STOCKS

Market Conditions: Well-suited for diverse market conditions, as it provides exposure to a wide range of sectors, that can offer stability during market fluctuations.

Risk and Reward: Lower potential income from premiums, but less risk of having the stock called away due to low volatility. Suitable for investors seeking a balance between growth and stability seeking steady income with lower risk.

⇧ Higher Volatility
⇧ Higher Premiums

TECHNOLOGY STOCKS

Market Conditions: Better suited for bullish or volatile markets where higher premiums can be commanded.

Risk and Reward: Higher potential income from premiums, but greater risk of having the stock called away due to high volatility. Suitable for investors willing to trade-off potential capital appreciation for higher income.

Coverage Percentage*

100% Covered Portfolio

Maximizes the premium income but forfeits all upside.

50% Covered Portfolio

Half the premium income but participates in half the upside of the underlying securities.

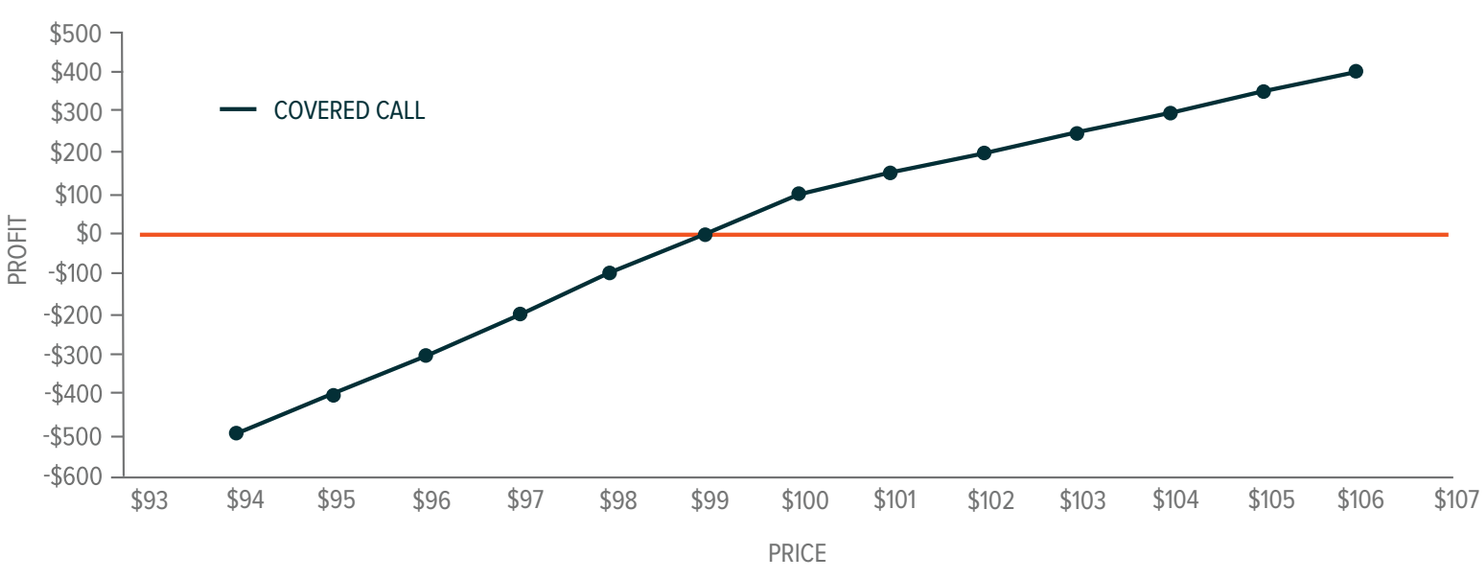

Moneyness of the Options*

The further out of the money the call options are written, the lower the chance of the option being exercised. However, this results in lower premiums since it is less likely that underlying will reach the strike price.

At the Money/Out of the Money Covered Calls

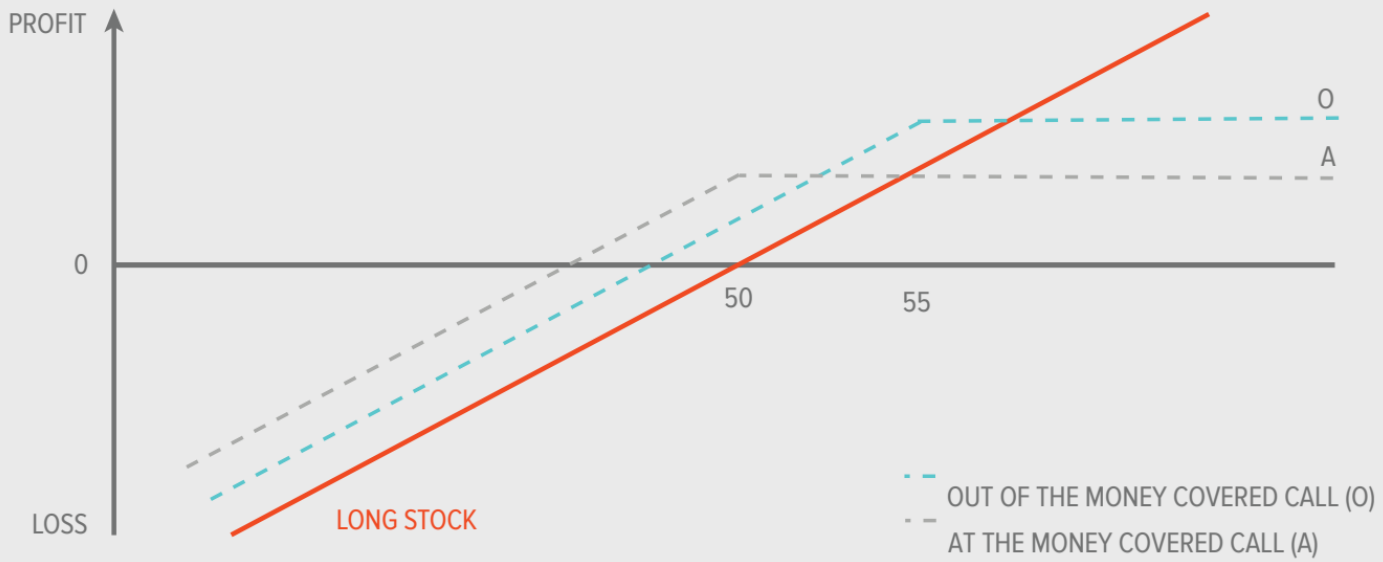

6 Global X's Enhanced Income Covered Call Strategies

Global X's Covered Call ETFs combine equity exposure with regular distributions, potential capital growth, and reduced volatility compared to direct equity holdings. This strategy leverages three sources of return: equity appreciation, dividend income, and option premiums.

INDEX ETFs

CNCC	CNCL	USCC
Global X S&P/TSX 60 Covered Call ETF	Global X Enhanced S&P/TSX 60 Covered Call ETF	Global X S&P 500 Covered Call ETF

Fund Overview	Get consistent and competitive monthly income from some of the largest and most liquid large-cap companies listed in Canada, through an active covered call strategy.	Get consistent and competitive monthly income from some of the largest and most liquid large-cap companies listed in Canada, through an active covered call strategy and light leverage of approximately 25% to enhance growth potential and yield.	Get consistent and competitive monthly income from some of the largest and most liquid U.S. companies, through an active covered call strategy.
Management Fee[1]	0.39%	0.65%	0.39%
Annualized Distribution Yield	9.70%	11.97%	10.32%

INDEX	USCC.U[2]	USCL	QQCC
	Global X S&P 500 Covered Call ETF	Global X Enhanced S&P 500 Covered Call ETF	Global X Nasdaq-100 Covered Call ETF
Fund Overview	Get consistent and competitive monthly income from some of the largest and most liquid U.S. companies, through an active covered call strategy.	Get consistent and competitive monthly income from some of the largest and most liquid U.S. companies, through an active covered call strategy.	Get consistent and competitive monthly income with an opportunity for growth from 100 of the largest non-financial companies listed on the NASDAQ stock exchange (currently, the NASDAQ-100® Index) through an active covered call strategy.
Management Fee[1]	0.39%	0.65%	0.65%
Annualized Distribution Yield	10.33%	11.57%	9.87%

INDEX	QQCL	EACC	EACL
	Global X Enhanced Nasdaq-100 Covered Call ETF	Global X MSCI EAFE Covered Call ETF	Global X Enhanced MSCI EAFE Covered Call ETF
Fund Overview	Unlock the growth potential of some of the largest and most liquid stocks listed on the NASDAQ stock exchange - (currently, the NASDAQ-100® Index) with QQCL, which uses a covered call strategy and light leverage of approximately 25% to enhance growth potential and yield.	Get consistent monthly income along with potential long-term capital growth from leading companies across diverse industries in the EAFE region, that have demonstrated strong growth potential.	Unlock the growth potential of 750+ large and mid-cap companies across developed markets including countries in Europe, Australasia and the Far East with EACL, which uses a covered call strategy and light leverage of approximately 25% to enhance growth potential and yield.
Management Fee[1]	0.85%	0.49%	0.75%
Annualized Distribution Yield	11.89%	N/A[3]	N/A[3]

INDEX	EMCC	EMCL	RSCC
	Global X MSCI Emerging Markets Covered Call ETF	Global X Enhanced MSCI Emerging Markets Covered Call ETF	Global X Russell 2000 Covered Call ETF

Fund Overview	Get consistent monthly income along with potential long-term capital growth from large and mid-sized companies across 24 emerging markets, as tracked by the MSCI Emerging Markets Index, that accounts for nearly 11% of the global equity opportunity set.	Unlock the growth potential of 1300+ large and mid-cap companies across 24 emerging markets countries with EMCL, which uses a covered call strategy and light leverage of approximately 25% to enhance growth potential and yield.	Access a comprehensive and unbiased small-cap barometer that can unlock the long-term growth potential of 2000 U.S. small-cap equities in a single fund. Designed to provide a consistent monthly income with an opportunity for growth.
Management Fee[1]	0.65%	0.85%	0.65%
Annualized Distribution Yield	N/A[3]	N/A[3]	N/A[3]

SECTOR ETFs

	BKCC	BKCL	ENCC
	Global X Equal Weight Canadian Bank Covered Call ETF	Global X Enhanced Equal Weight Canadian Banks Covered Call ETF	Global X Canadian Oil and Gas Equity Covered Call ETF
Fund Overview	Get equal-weight exposure to the performance of the core dividend-paying Canadian Big Six banks, along with a consistent monthly income.	Unlock high monthly cash distributions and the opportunity for capital appreciation by investing, on a levered basis with BKCL that offers equal-weight exposure to the performance of the dividend-paying Canadian Big Six banks.	Get equal-weight exposure to the performance of some of the largest and most liquid Canadian companies involved in the crude oil and natural gas industry, along with a consistent monthly income.
Management Fee[1]	0.39%	0.65%	0.65%
Annualized Distribution Yield	12.30%	15.01%	14.58%

SECTOR

	ENCL	GLCC	HGY
	Global X Enhanced Canadian Oil and Gas Equity Covered Call ETF	Global X Gold Producer Equity Covered Call ETF	Global X Gold Yield ETF
Fund Overview	Unlock high monthly cash distributions and the opportunity for capital appreciation by investing, on a levered basis with ENCL that offers some of the largest and most liquid Canadian oil and natural gas companies.	Get consistent and competitive monthly income from some of the largest and most liquid North American-listed gold producers, through an active covered call strategy.	Get consistent and competitive monthly income from gold bullion, that offers a hedge against economic uncertainty and reduces market risk, through an active covered call strategy.
Management Fee[1]	0.85%	0.65%	0.60%
Annualized Distribution Yield	18.58%	10.31%	5.32%

ASSET ALLOCATION ETFs

GRCC	EQCC	EQCL
Global X Growth Asset Allocation Covered Call ETF	Global X All-Equity Asset Allocation Covered Call ETF	Global X Enhanced All-Equity Asset Allocation Covered Call ETF

Fund Overview	Get consistent and high monthly income with moderate long-term capital growth through from a 80% equity-20% fixed income portfolio with GRCC that helps investors unlock a new income stream through a dynamic option writing program.	Get consistent and high monthly income with potential long-term capital growth through a globally-diversified 100% equity portfolio, with an active covered call strategy.	Unlock the growth potential long-term capital growth through a globally-diversified 100% equity portfolio with EQCL, which uses a covered call strategy and light leverage of approximately 25% to enhance growth potential and yield.
Management Fee[1]	0.49%	0.49%	0.75%
Annualized Distribution Yield	8.18%	N/A[3]	11.16%

FIXED INCOME ETFs

	PAYS	PAYM	PAYL
	Global X Short-Term Government Bond Premium Yield ETF	Global X Mid-Term Government Bond Premium Yield ETF	Global X Long-Term Government Bond Premium Yield ETF
Fund Overview	Get consistent and high monthly income and option premiums through a dynamic option writing program with PAYS, with exposure to the performance of mostly Government of Canada debt securities, generally targeting a duration less than 3 years.	Get consistent and high monthly income and option premiums through a dynamic option writing program with PAYM, with exposure to the performance of mostly Government of Canada debt securities, generally targeting a duration between 5 and 10 years.	Get consistent and high monthly income and option premiums through a dynamic option writing program with PAYL, with exposure to the performance of mostly Government of Canada debt securities, generally targeting a duration over 10 years.
Management Fee[1]	0.40%	0.45%	0.50%
Annualized Distribution Yield	N/A[3]	N/A[3]	N/A[3]

FIXED INCOME

	SPAY/SPAY.U[2]	MPAY/MPAY.U[2]	LPAY/LPAY.U[2]
	Global X Short-Term U.S. Treasury Premium Yield ETF	Global X Mid-Term U.S. Treasury Premium Yield ETF	Global X Long-Term U.S. Treasury Premium Yield ETF
Fund Overview	Get consistent and high monthly income and option premiums through a dynamic option writing program with SPAY/SPAY.U, with exposure to the performance of U.S. Treasuries, generally targeting a duration of less than 3 years.	Get consistent and high monthly income and option premiums through a dynamic option writing program with MPAY/MPAY.U, with exposure to the performance of U.S. Treasuries, generally targeting a duration between 5 and 10 years.	Get consistent and high monthly income and option premiums through a dynamic option writing program with LPAY/LPAY.U, with exposure to the performance of U.S. Treasuries, generally targeting a duration over 10 years.
Management Fee[1]	0.35%	0.40%	0.60%
Annualized Distribution Yield	7.79% / 7.80%	9.55% / 9.57%	11.44% / 11.46%

As at December 31, 2024.
[1]Plus applicable sales tax.
[2]Trades in U.S. dollars.
[3]Investment fund regulations restrict the presentation of performance figures until a fund reaches its one-year anniversary.

*FOR ILLUSTRATIVE PURPOSES ONLY

Effective June 24, 2022, the investment objectives of the Global X S&P/TSX 60 Covered Call ETF ("CNCC") (formerly Horizons Canadian Large Cap Equity Covered Call ETF), the Global X Canadian Oil and Gas Equity Covered Call ETF ("ENCC") (formerly Horizons Canadian Oil and Gas Equity Covered Call ETF), the Global X Equal Weight Canadian Bank Covered Call ETF ("BKCC") (formerly Horizons Equal Weight Canadian Bank Covered Call ETF), the Global X S&P 500 Covered Call ETF ("USCC.U, USCC") (formerly Horizons US Large Cap Equity Covered Call ETF), the Global X NASDAQ-100 Covered Call ETF ("QQCC") (formerly Horizons NASDAQ-100 Covered Call ETF), and the Global X Gold Producer Equity Covered Call ETF ("GLCC") (formerly Horizons Gold Producer Equity Covered Call ETF), were changed following receipt of the required unitholder and regulatory approvals. For more information, please refer to the disclosure documents of the ETFs at www.GlobalX.ca.

Commissions, management fees, and expenses all may be associated with an investment in products (the "Global X Funds") managed by Global X Investments Canada Inc. The Global X Funds are not guaranteed, their values change frequently and past performance may not be repeated. Certain Global X Funds may have exposure to leveraged investment techniques that magnify gains and losses which may result in greater volatility in value and could be subject to aggressive investment risk and price volatility risk. Such risks are described in the prospectus. The Global X money market funds are not covered by the Canada Deposit Insurance Corporation, the Federal Deposit Insurance Corporation, or any other government deposit insurer. There can be no assurances that the money market fund will be able to maintain its net asset value per security at a constant amount or that the full amount of your investment in the Funds will be returned to you. Past performance may not be repeated. The prospectus contains important detailed information about the Global X Funds. **Please read the relevant prospectus before investing.**

Certain ETFs are alternative investment funds ("Alternative ETFs") within the meaning of the National Instrument 81-102 Investment Funds ("NI 81-102") and are permitted to use strategies generally prohibited by conventional mutual funds, such as the ability to invest more than 10% of their net asset value in securities of a single issuer, the ability to borrow cash, to short sell beyond the limits prescribed for conventional mutual funds and to employ leverage of up to 300% of net asset value. While these strategies will only be used in accordance with the investment objectives and strategies of the Alternative ETFs, during certain market conditions they may accelerate the risk that an investment in ETF Shares of such Alternative ETF decreases in value. The Alternative ETFs will comply with all requirements of NI 81-102, as such requirements may be modified by exemptive relief obtained on behalf of the ETF.

The Global X ETFs are not sponsored, endorsed, sold, or promoted by S&P, TSX, NASDAQ MX Group, or Morningstar and their affiliated companies and none of these parties make any representation, warranty, or condition regarding the advisability of buying, selling or holding units shares in the Global X ETFs. All trademarks/service marks are registered by their respective owners. None of the owners thereof or any of their affiliates sponsor, endorse, sell, promote or make any representation regarding the advisability of investing in the Global X ETFs. Complete trademark and service-mark information are available at http://www.GlobalX.ca/legal/Trademarks.

Standard & Poor's®" and "S&P®" are registered trademarks of Standard & Poor's Financial Services LLC ("S&P") and have been licensed for use by Global X Investments Canada Inc. ("Global X"). The Global X ETFs are not sponsored, endorsed, sold or promoted by S&P, and S&P makes no representation, warranty or condition regarding the advisability of buying, selling or holding units/shares in the Global X ETFs.

Nasdaq®, Nasdaq-100®, and Nasdaq-100 Index® are trademarks of The Nasdaq Stock Market, Inc. (which with its affiliates is referred to as the "Corporations") and are licensed for use by Global X Investments Canada Inc. The Product(s) have not been passed on by the Corporations as to their legality or suitability. The Product(s) are not issued, endorsed, sold, or promoted by the Corporations. **THE CORPORATIONS MAKE NO WARRANTIES AND BEAR NO LIABILITY WITH RESPECT TO THE PRODUCT(S).**

The funds or securities referred to herein are not sponsored, endorsed, or promoted by MSCI, and MSCI bears no liability with respect to any such funds or securities or any index on which such funds or securities are based. The prospectus contains a more detailed description of the limited relationship MSCI has with Global X Investments Canada Inc. ("Global X") and any related funds.

Certain statements may constitute a forward-looking statement, including those identified by the expression "expect" and similar expressions (including grammatical variations thereof). The forward-looking statements are not historical facts but reflect the author's current expectations regarding future results or events. These forward-looking statements are subject to a number of risks and uncertainties that could cause actual results or events to differ materially from current expectations. These and other factors should be considered carefully and readers should not place undue reliance on such forward-looking statements. These forward-looking statements are made as of the date hereof and the authors do not undertake to update any forward-looking statement that is contained herein, whether as a result of new information, future events or otherwise, unless required by applicable law.

This communication is intended for informational purposes only and does not constitute an offer to sell or the solicitation of an offer to purchase investment products (the "Global X Funds") managed by Global X Investments Canada Inc. and is not, and should not be construed as, investment, tax, legal or accounting advice, and should not be relied upon in that regard. Individuals should seek the advice of professionals, as appropriate, regarding any particular investment. Investors should consult their professional advisors prior to implementing any changes to their investment strategies. These investments may not be suitable to the circumstances of an investor.

All comments, opinions, and views expressed are generally based on information available as of the date of publication and should not be considered as advice to purchase or to sell mentioned securities. **Before making any investment decision, please consult your investment advisor or advisors.**

Global X Investments Canada Inc. ("Global X") is a wholly-owned subsidiary of Mirae Asset Global Investments Co., Ltd. ("Mirae Asset"), the Korea-based asset management entity of Mirae Asset Financial Group. Global X is a corporation existing under the laws of Canada and is the manager, investment manager and trustee of the Global X Funds.

©2025 Global X Investments Canada Inc. All Rights Reserved.

Published January 13, 2025.

GXICI-1353961608-2487

GLOBAL X
by Mirae Asset

Innovation meets Investing

55 UNIVERSITY AVE.
SUITE 800
TORONTO, ON M5J 2H7

1 (866) 641-5739
@GLOBALXCA

GlobalX.ca